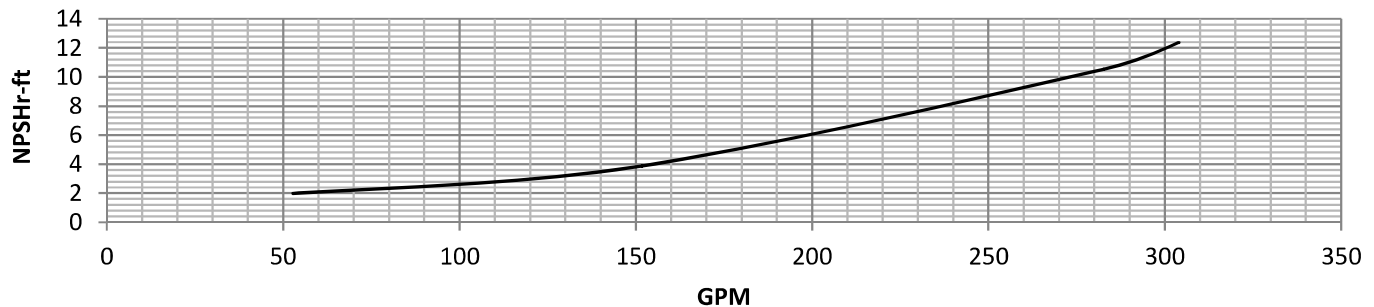
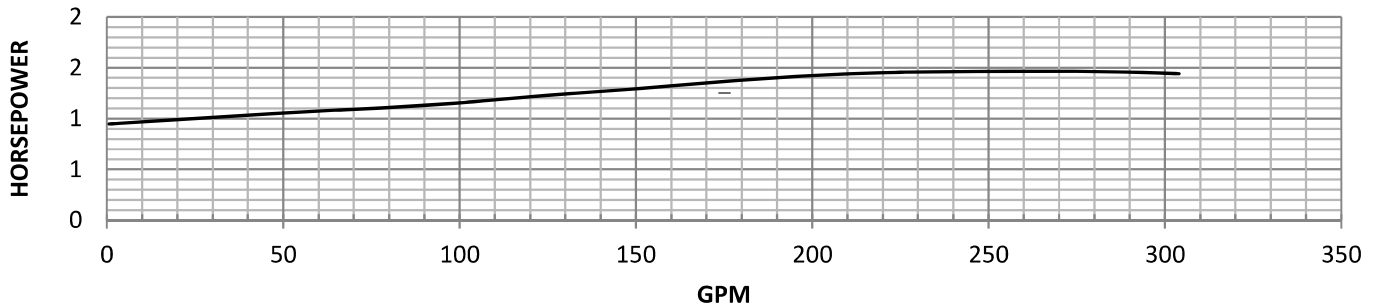
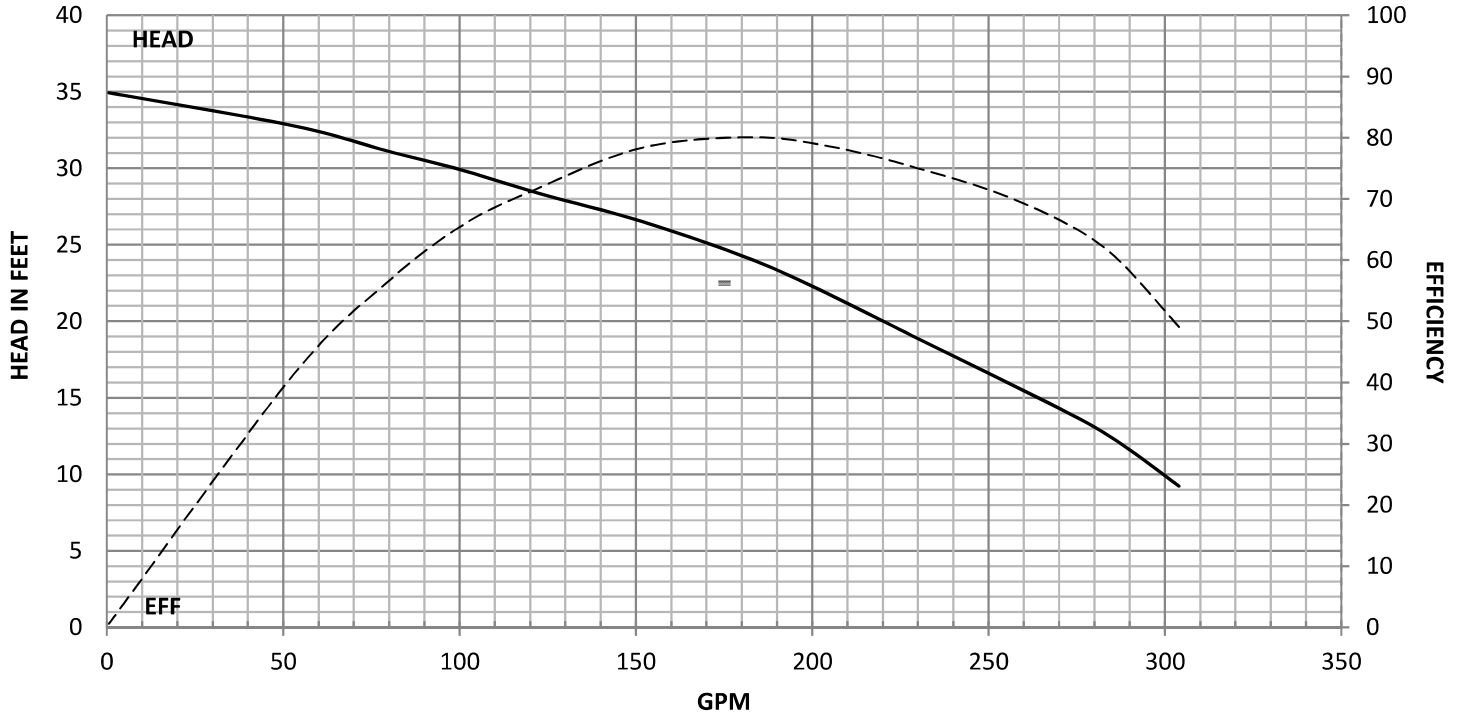




SUBMERSIBLES AND ELECTRIC

Model:	R7LC	Disch sizes:	4" & 6"	Efficiency Correction		Bowl Performance curve based on pumping clear, non-aerated water. Rated point only is guaranteed. Curves represent single stage performance based on test of multi-stage bowl assembly. Efficiency correction is required for lesser stages
Curve No.:	0811143872	Shaft Dia:	1.188"	1 Stage	-3	
Rev.:	DEC/19/14	Bowl Lateral:	0.544"	2 Stage	-1	
Imp. Type:	Closed	Bowl O.D.:	7.250"	3 Stage	0	
Imp. Diam.:	5.250"	K-Factor:	3.50 Lbs/Ft	4 Stage	0	
RPM:	1770	Ns:	2183			
Stage Qty.:	1	Max P.S.I.:	415			





SUBMERSIBLES AND ELECTRIC

Model:	R7HC	Disch sizes:	4" & 6"	Efficiency Correction		Bowl Performance curve based on pumping clear, non-aerated water. Rated point only is guaranteed. Curves represent single stage performance based on test of multi-stage bowl assembly. Efficiency correction is required for lesser stages
Curve No.:	0912143947	Shaft Dia:	1.188"	1 Stage	-3	
Rev.:	DEC/09/14	Bowl Lateral:	0.544"	2 Stage	-1	
Imp. Type:	Closed	Bowl O.D.:	7.250"	3 Stage	0	
Imp. Diam.:	5.250"	K-Factor:	3.50 Lbs/Ft	4 Stage	0	
RPM:	1770	Ns:	2300			
Stage Qty.:	1	Max P.S.I.:	415			

